







# Building Trap Beats



Handwritten musical notation on a staff. It features four guitar chord diagrams. Above the first diagram is a '+' sign. Above the second and fourth diagrams is a 'J' symbol. Above the fourth diagram is an 'O' symbol. The diagrams show various fretting patterns on a six-string guitar.

Handwritten musical notation on a staff. It starts with a guitar chord diagram. Above the diagram is the text "ALL RNC" and an "O" symbol. Below the diagram is a vertical bar line. To the right of the bar line are two horizontal lines, each followed by a vertical bar line, indicating a rest or a specific rhythmic pattern.

Handwritten musical notation on a staff. It begins with a guitar chord diagram. Above it is an "O" symbol. To the right is another guitar chord diagram with the text "RNC" above it. Below the second diagram are two "77" symbols. To the right of the second diagram are two vertical bar lines, each preceded by a horizontal line.

Handwritten musical notation on a staff. It starts with a guitar chord diagram. Above it is an "O" symbol. To the right is another guitar chord diagram with the text "RNC" above it. Below the second diagram are two "77" symbols. To the right of the second diagram is a third guitar chord diagram. Below the third diagram is a horizontal line followed by a vertical bar line.

Five empty musical staves are shown at the bottom of the page, providing space for further notation.